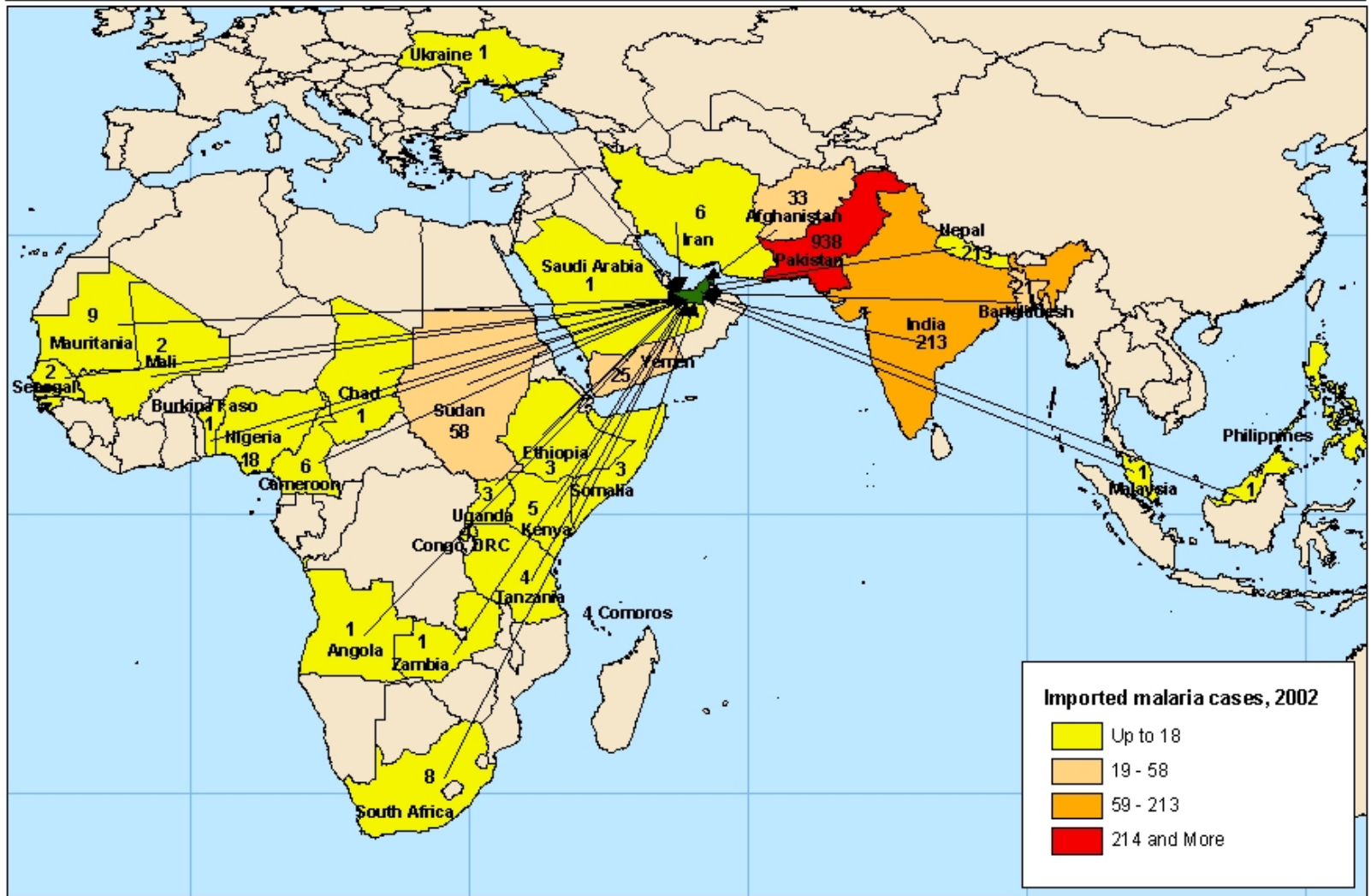
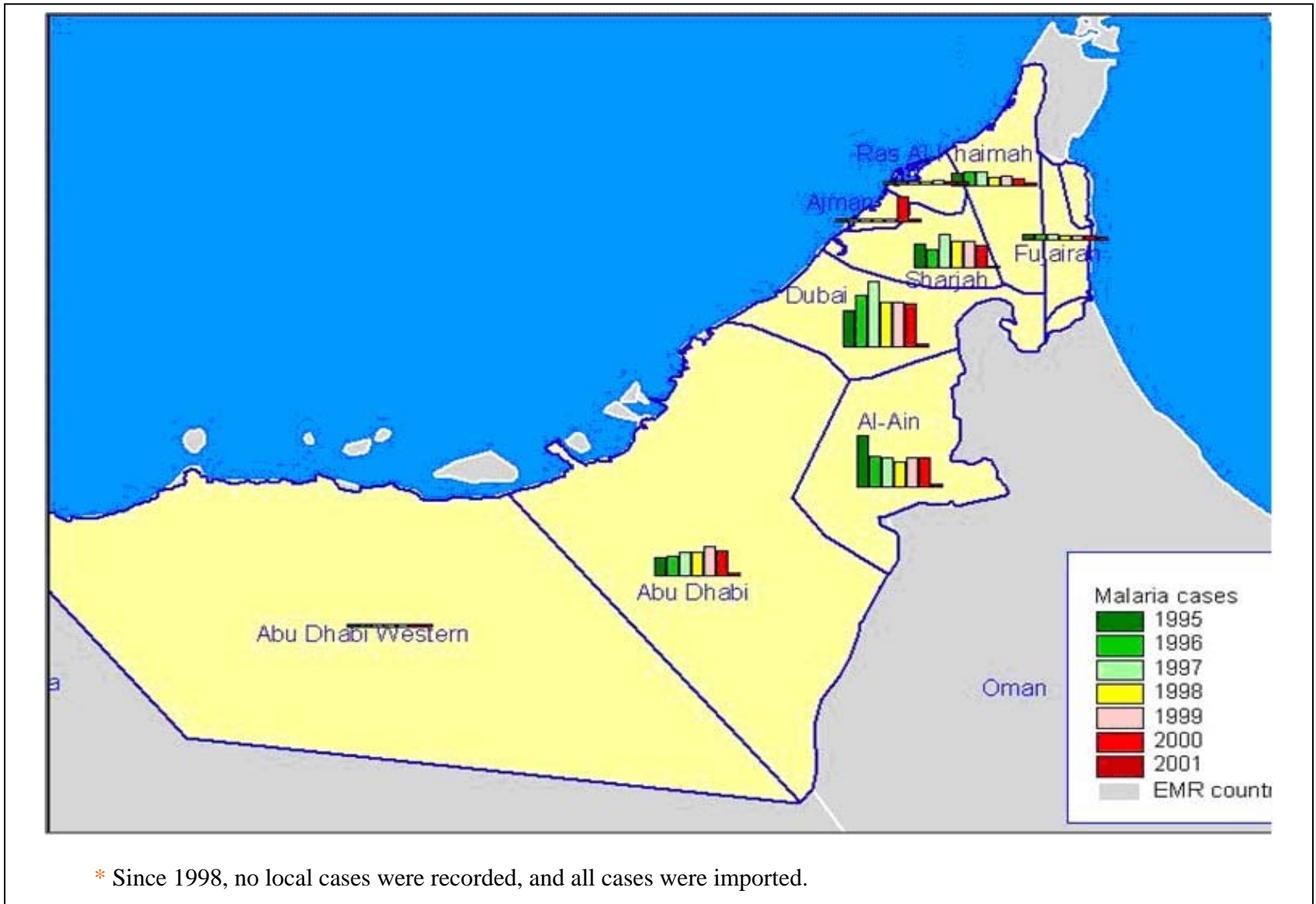


United Arab Emirates - Distribution of imported cases according to countries of origin , 2002

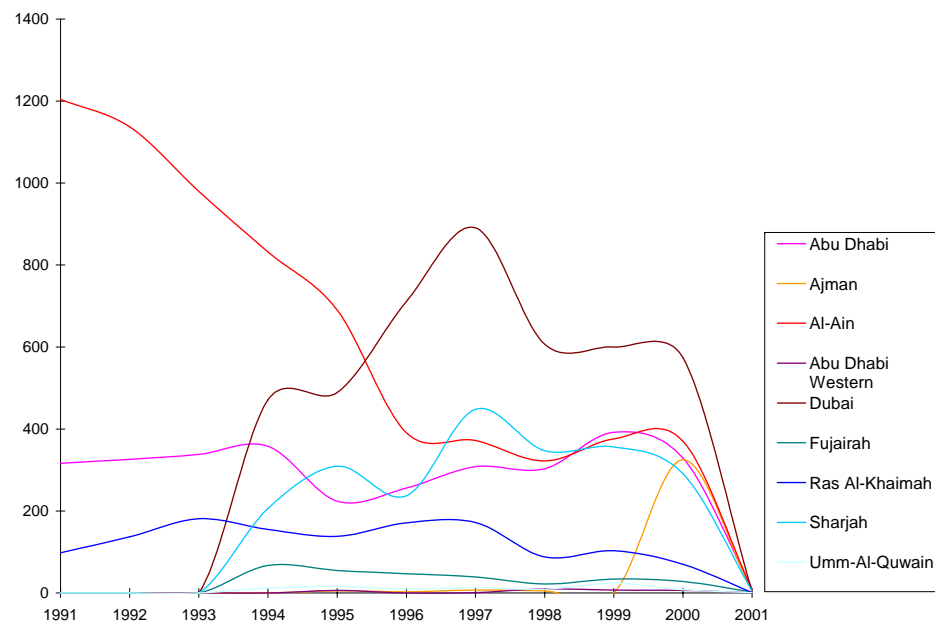


Distribution of imported cases according to countries of origin, 2002

Country of origin	Total + ve	P. falciparum	P. vivax	Mix	P. ovale	P. m
Pakistan	938	136	798	4	0	0
India	213	26	186	1	0	0
Sudan	58	26	32	0	0	0
Afghanistan	33	4	29	0	0	0
Yemen	25	13	12	0	0	0
Bangladesh	21	5	15	1	0	0
Nigeria	18	18	0	0	0	0
Mauritania	9	1	8	0	0	0
Somalia	8	4	4	0	0	0
Islamic Republic of Iran	6	0	6	0	0	0
Guinea -Bissau	6	6	0	0	0	0
Cameroon	6	5	1	0	0	0
Kenya	5	5	0	0	0	0
United Republic of Tanzania	4	3	0	0	1	0
Comoros	4	2	2	0	0	0
Uganda	3	3	0	0	0	0
Nepal	3	0	3	0	0	0
Ethiopia	3	1	2	0	0	0
Senegal	3	3	0	0	0	0
Saudi Arabia	2	1	1	0	0	0
Mali	2	2	0	0	0	0
Rwanda	2	1	1	0	0	0
Philippines	1	0	1	0	0	0
South Africa	1	0	1	0	0	0
Benin	1	1	0	0	0	0
Ukraine	1	0	1	0	0	0
Angola	1	1	0	0	0	0
Zambia	1	1	0	0	0	0
Chad	1	0	1	0	0	0
Malaysia	1	0	1	0	0	0
Total	1380	268	1105	6	1	0



United Arab Emirates – Total malaria cases, yearly



Province	1991	1992	1993	1994	1995	1996	1997	1998 *	1999 *	2000 *	2001 *
Abu Dhabi	316	326	338	358	224	256	308	303	392	329	10
Ajman	0	0	0	0	5	3	7	5	1	325	4
Al-Ain	1204	1137	980	832	690	391	372	322	376	370	8
Abu Dhabi Western	0	0	0	0	6	0	1	10	7	6	1
Dubai	0	0	0	471	489	711	891	607	600	574	3
Fujairah	0	0	0	67	55	47	39	22	34	28	2
Ras Al-Khaimah	98	137	181	155	138	171	172	88	103	70	1
Sharjah	0	0	0	206	309	237	448	347	356	291	5
Umm-Al-Quwain	0	0	0	12	16	10	13	9	24	8	1

* Since 1998, no local cases were recorded, and all cases were imported.

United Arab Emirates – Distribution of malaria vector

